

# Health and Relationships Education Parent Consultation Year 3



# Welcome

# Year 3 PSHE curriculum overview for the Year 2020-2021

Topic/Theme Across School	Communication	Community	Health	Citizenship	Personal Relationships	HRE	Change & Reflection
<b>Year 3</b>	<p>What does good communication need? Related Concepts: <b>body language; voice; judging appropriateness.</b></p>	<p>How do you build a community? Related Concepts: <b>Working together; rules; honesty.</b> History link: <b>building of Stone Age communities</b></p>	<p>What does a healthy body need? Related Concepts: <b>mental-health; self-esteem; self-respect; healthy spaces; moderation.</b></p>	<p>How does someone become a good citizen? Related Concepts: <b>Making a positive contribution; First Aid training</b> History link: <b>building of pyramids</b></p>	<p>How does someone build a good relationship? Related Concepts: <b>conflict resolution; how to seek advice.</b></p>	<p><u>Medway &amp; PSHE Association:</u> Everybody's Body <u>NSPCC:</u> Privacy; Share Aware</p> <p>Being Safe Prevention Permission seeking &amp; giving</p>	



# Relationships Education

The relationships aspect of the curriculum is covered throughout the year as it includes teaching about being part of a community, being a citizen, anti-bullying (with our work with the Anti-Bullying Ambassadors) and e-safety which is predominantly covered in our Computing curriculum.

This is what is covered in the **Personal Relationships** unit.

2019-2020

What is a good relationship?

Related

Concepts: conflict resolution



2020-2021

How does someone build a good relationship?

Related

Concepts: conflict resolution; how to seek advice.


# Relationships Education

Year 3 PSHE curriculum



In this unit, children have the opportunity to think about positive qualities within relationships as well as the types of problems that can sometimes arise.

Teachers will lead discussions, through picture prompts or stories about how disagreements can be resolved and help children to build their own ideas about conflict resolution.



# Relationships Education

2019-2020

Health Unit  
**Christopher Winter Project**  
Valuing Differences and  
Keeping Safe

In previous years in the **Health and Relationships Unit**, we have discussed stereotypes and keeping safe and this will be staying the same, with the addition of keeping safe online.

2020-2021

Medway & PSHE  
Association:  
Everybody's Body  
NSPCC: Privacy;  
Share Aware

Being Safe  
Prevention  
Permission seeking & giving



## Changes

- Keeping safe online

# Relationships Education

Building on work in Year 1 and 2, teachers will lead a discussion around whether these statements are just for boys or girls and challenge any stereotypes.

- Burping and Farting • Rescuing • Dancing • Teacher • Cooking • Pink • Doctor • Nurse • Cars • A six pack • Diet drinks • Scientist • Blue • Cleaning • Lawyer • Engineer • Set of spanners • Computer programmer • Red • Glitter • Mathematician



# Relationships Education

This will be the main resource which we will be using to discuss privacy and keeping safe. Here children will be introduced to some rules and work together in groups to represent one line from the poem to create a piece of work on the template.

## Meet Pantosaurus



## The PANTS rules

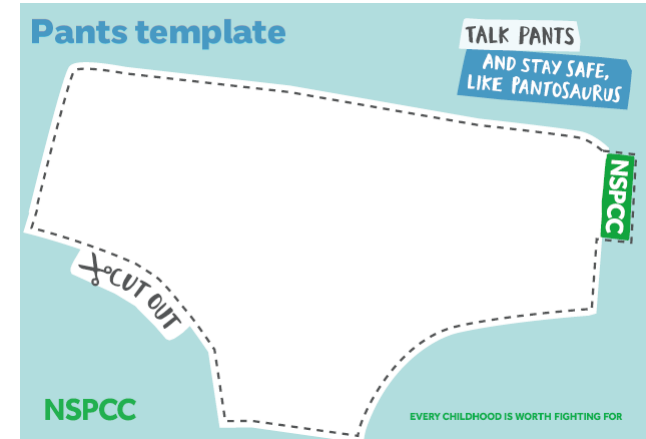
- P**RIVATES ARE PRIVATE
- A**LWAYS REMEMBER YOUR BODY BELONGS TO YOU
- N**O MEANS NO
- T**ALK ABOUT SECRETS THAT UPSET YOU
- S**PEAK UP, SOMEONE CAN HELP

## Good and bad touch

- Touch can be **good** or **bad**.
- People touch you for different reasons.
- Sometimes touch feels bad, but is necessary.
- You should never be asked to keep secrets about touch.



## Pants template



# Questions?





# Health Education

Here we have our overview of teaching about **Health Unit** for Year 3. You can see here that there has been no change to this sequence of lessons.

**2019-2020**

What does a healthy body need?

Related Concepts:  
mental-health;  
self-  
esteem; healthy  
schools; healthy  
spaces;  
moderation.



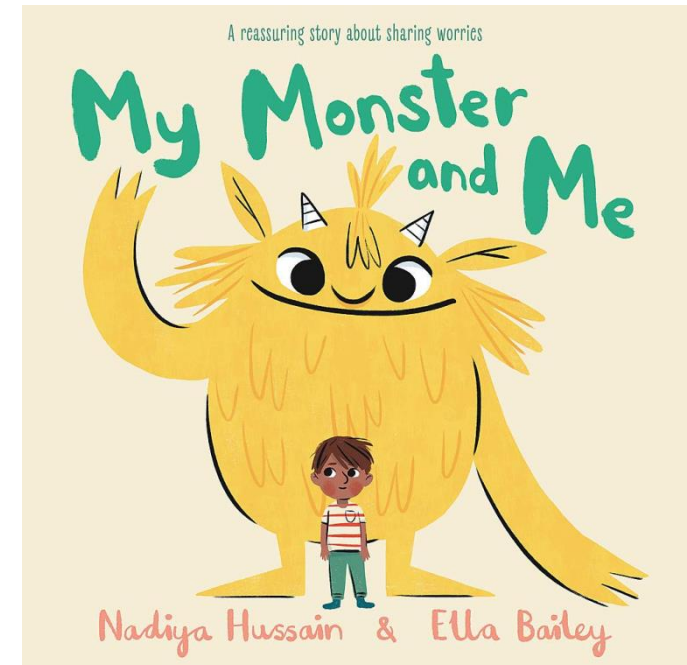
**2020-2021**

What does a healthy body need?

Related  
Concepts:  
**mental-health;**  
**self-esteem; self-**  
**respect; healthy**  
**spaces;**  
**moderation.**



Building on teaching in earlier years about recognising emotions, children will continue to think about what causes their different feelings and how they can begin to regulate their emotions appropriately.



# Health Education

2019-2020

2020-2021

Health Unit

Christopher Winter Project

Valuing Differences and  
Keeping Safe

Medway & PSHE

Association:

Everybody's Body

NSPCC: Privacy;

Share Aware

Being Safe

Prevention

Permission seeking & giving


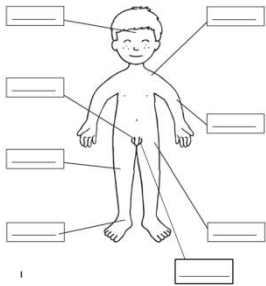
<p><b>Everybody's Body</b> Learning Objectives: • The differences and similarities between people Intended Learning Outcomes: • describe gender similarities and differences between ourselves and others • challenge simple stereotypes about boys and girls • recognise and use the correct names for main parts of the body</p>	<p><b>Privacy</b> Learning Objectives: Children will be able to: • understand and learn the PANTS rules • name body parts and know which parts should be private • know the difference between appropriate and inappropriate touch • understand that they have the right to say "no" to unwanted touch • start thinking about who they trust and who they can ask for help</p>	<p><b>Share Aware</b> Learning Objectives: We are learning about online safety and how to access available help inside and outside school</p>
--	--	---



# Health Education

Building on work in previous years, children will have the opportunity, using scientific vocabulary to label outlines of children on large paper.

For children who need additional help with this, they will be able to use clearer outlines with guiding arrows.



## Resource K

### Body parts labels

hands	head	vagina
arms	shoulders	vulva
legs	knees	ears
feet	toes	testicles
ankle	fingers	penis
eyes	tummy	chest
elbows	bottom	back
neck	wrist	mouth
teeth	hair	face



# Questions?



# Final Comments



# Thank You

